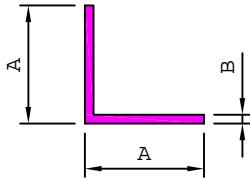


ANGLES

EQUAL ANGLES - SQUARE FILLET

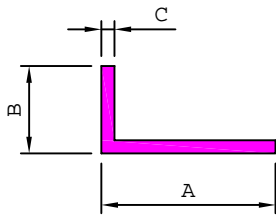


SL. No.	Section No.	A	B	Weight kg/m
1	16508	6.00	1.50	0.042
2	16496	11.00	0.37	0.022
3	16442	11.00	0.47	0.027
4	16425	12.00	0.53	0.033
5	16500	12.00	1.30	0.079
6	16401	12.70	0.75	0.050
7	16402	12.70	1.52	0.098
8	16403	12.70	3.18	0.191
9	16459	15.00	1.30	0.100
10	16497	16.80	0.34	0.030
11	16443	16.80	0.39	0.035
12	16510	18.00	0.47	0.045
13	16426	18.00	0.60	0.057
14	16454	19.00	0.80	0.079
15	16404	19.05	0.62	0.064
16	16462	19.05	1.00	0.099
17	16405	19.05	1.31	0.130
18	16450	19.05	1.60	0.158
19	16478	19.05	2.00	0.195
20	16460	19.05	2.25	0.218
21	16436	19.05	2.75	0.262
22	16406	19.05	3.18	0.299
23	16446	20.00	1.20	0.126
24	16486	20.00	2.00	0.205
25	16444	21.00	0.46	0.052
26	16504	21.00	3.00	0.316
27	16498	23.00	0.55	0.067
28	16427	23.00	0.62	0.076
29	16433	23.50	1.90	0.231
30	16455	25.00	1.30	0.170
31	16424	25.00	1.50	0.196
32	16507	25.00	1.60	0.209
33	16463	25.00	1.80	0.234
34	16422	25.00	2.00	0.259
35	16441	25.40	0.80	0.108
36	16408	25.40	1.01	0.137
37	16407	25.40	1.22	0.163
38	16451	25.40	1.60	0.213
39	16461	25.40	2.10	0.273
40	16474	25.40	2.25	0.295
41	16409	25.40	3.18	0.409
42	16449	25.40	5.00	0.618
43	16456	28.00	1.80	0.263
44	16445	29.00	0.59	0.091
45	16464	30.00	1.80	0.283
46	16447	30.00	2.00	0.313
47	16468	30.00	2.80	0.432
48	16448	30.00	3.00	0.462
49	16418	30.00	5.00	0.742
50	16431	31.75	0.72	0.122
51	16410	31.75	1.57	0.262

SL. No.	Section No.	A	B	Weight kg/m
52	16411	31.75	3.00	0.488
53	16472	32.00	5.00	0.797
54	16428	35.00	1.10	0.204
55	S5521	35.00	2.00	0.367
56	16477	35.00	3.40	0.610
57	16489	35.00	4.00	0.712
58	16458	38.00	2.80	0.553
59	16482	38.00	5.00	0.959
60	16432	38.10	1.22	0.247
61	16499	38.10	1.50	0.302
62	16412	38.10	1.57	0.316
63	16479	38.10	2.25	0.449
64	16453	38.10	2.50	0.497
65	16483	38.10	2.76	0.546
66	16502	38.10	3.00	0.593
67	16413	38.10	3.18	0.627
68	16414	38.10	4.78	0.921
69	16421	38.10	6.35	1.197
70	16484	38.10	5.80	1.102
71	16506	40.00	1.60	0.338
72	16452	40.00	2.50	0.523
73	16465	40.00	2.80	0.584
74	16438	40.00	3.00	0.623
75	16423	40.00	4.00	0.820
76	16435	40.00	5.00	1.013
77	16419	45.00	5.00	1.147
78	16437	50.00	1.00	0.267
79	16505	50.00	1.60	0.425
80	16488	50.00	2.00	0.529
81	16469	50.00	2.80	0.735
82	16440	50.00	3.00	0.786
83	16491	50.00	4.00	1.036
84	16473	50.00	6.00	1.523
85	16481	50.00	8.00	1.987
86	16485	50.00	5.00	1.282
87	16487	50.80	1.60	0.432
88	16501	50.80	3.18	0.845
89	16415	50.80	4.78	1.249
90	16494	50.80	6.00	1.548
91	16430	50.80	6.35	1.633
92	16439	60.00	6.00	1.847
93	16503	60.00	8.00	2.419
94	16480	63.00	3.00	0.996
95	16416	63.50	4.78	1.577
96	16420	63.50	6.35	2.067
97	16470	75.00	2.70	1.074
98	16475	75.00	3.00	1.191
99	16417	75.00	4.78	1.873
100	S6235	76.20	4.75	1.893
101	16434	76.20	9.52	3.673
102	16429	80.00	8.00	3.283
103	16509	100.00	6.00	3.142
104	16492	100.00	10.00	5.130
105	16490	114.30	6.35	3.810
106	16493	160.00	12.00	9.979

ANGLES

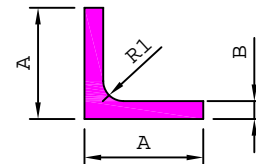
UNEQUAL ANGLES - SQUARE FILLET



SL. No.	Section No.	A	B	C	Weight kg/m
1	16763	14.90	9.90	2.00	0.123
2	16756	16.00	10.00	0.41	0.028
3	16790	16.00	10.00	0.70	0.048
4	16732	16.50	10.50	0.49	0.035
5	16729	18.00	10.00	1.60	0.114
6	16757	19.00	12.00	1.23	0.098
7	16719	19.05	12.70	0.62	0.052
8	16701	19.05	12.70	0.79	0.066
9	16734	19.50	10.00	2.00	0.148
10	16760	19.50	15.88	2.38	0.212
11	16738	22.00	10.00	1.60	0.131
12	16744	22.00	12.70	3.00	0.257
13	16754	22.25	12.70	2.00	0.178
14	16733	22.50	11.00	0.50	0.044
15	16775	25.00	9.60	1.70	0.151
16	16780	25.00	11.00	0.80	0.076
17	16787	25.00	16.00	2.30	0.240
18	16717	25.00	16.00	2.50	0.259
19	16721	25.40	12.70	0.64	0.065
20	16720	25.40	12.70	1.22	0.121
21	16702	25.40	12.70	1.57	0.154
22	16773	25.40	19.05	1.60	0.185
23	16704	25.40	20.64	1.98	0.235
24	16777	28.04	21.69	2.64	0.335
25	16736	30.00	20.00	3.00	0.381
26	16769	30.00	25.00	3.00	0.421
27	16706	31.75	19.05	3.18	0.409
28	S5595	35.00	20.00	3.00	0.421
29	16723	37.00	24.00	0.80	0.130
30	16788	38.00	25.00	2.18	0.358
31	16743	38.10	22.22	2.50	0.390
32	16742	38.10	25.40	1.82	0.303
33	16749	38.10	25.40	2.36	0.390
34	16708	38.10	25.40	3.18	0.517
35	16726	38.10	25.40	4.75	0.753
36	16711	40.00	20.00	3.00	0.461
37	16771	44.00	22.00	2.00	0.345
38	16779	44.45	25.40	1.50	0.276
39	16765	45.00	25.00	4.00	0.712
40	16724	49.00	24.00	1.10	0.218
41	16748	50.00	25.00	2.30	0.451
42	16768	50.00	25.00	3.00	0.583
43	16716	50.00	25.40	5.00	0.950
44	16766	50.00	30.00	3.00	0.623
45	16772	50.00	40.00	4.00	0.928
46	16753	50.80	25.40	3.48	0.683
47	16709	50.80	38.10	6.35	1.415
48	16755	55.30	30.00	1.50	0.339
49	16758	55.30	28.30	2.50	0.547
50	16747	60.00	30.00	1.40	0.335

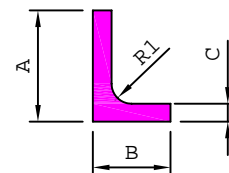
SL. No.	Section No.	A	B	C	Weight kg/m
51	16739	60.00	40.00	3.00	0.786
52	16796	60.00	40.00	8.00	1.987
53	16783	60.00	50.00	3.00	0.866
54	16737	60.00	50.00	8.00	2.203
55	16751	63.00	38.00	5.00	1.295
56	16718	63.50	19.05	1.22	0.268
57	16774	63.50	22.23	3.18	0.708
58	16761	68.15	15.05	3.00	0.649
59	16789	70.00	20.00	3.00	0.704
60	16782	75.00	50.00	5.00	1.620
61	16735	80.00	50.00	5.00	1.688
62	16797	80.00	60.00	10.00	3.509
63	16795	91.50	50.00	4.00	1.485
64	16792	100.00	20.00	4.00	1.252
65	16741	100.00	40.00	3.00	1.110
66	16791	100.00	50.00	5.00	1.957
67	16784	100.00	50.00	5.00	1.957
68	16785	100.00	50.00	6.00	2.332
69	16786	100.00	50.00	8.00	3.067
70	16762	101.00	76.00	6.35	2.925
71	16794	122.70	50.00	4.00	1.822
72	16778	150.00	40.00	2.00	1.015
73	16776	152.40	38.10	3.18	1.608
74	16793	160.00	100.00	10.00	6.750
75	16781	160.00	100.00	12.00	8.035
76	16767	180.00	55.00	5.00	3.105

EQUAL ANGLES-ROUND FILLET TOES



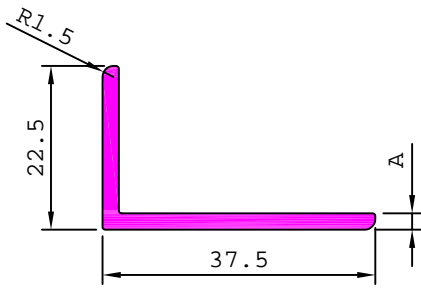
SL. No.	Section No.	A	B	R1	Weight kg/m
1	16903	31.75	3.18	5.08	0.532
2	16906	38.10	4.78	4.76	0.934
3	16911	45.00	4.00	4.00	0.937
4	16912	50.80	6.20	6.50	1.621
5	16910	88.00	6.00	6.00	2.774

UNEQUAL ANGLES-ROUND FILLET TOES

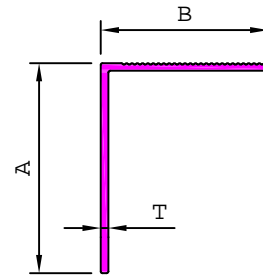


SL. No.	Section No.	A	B	C	R1	Weight kg/m
1	16952	63.50	50.80	4.78	5.50	1.448
2	16957	75.00	50.00	6.20	6.50	2.013
3	27390	101.60	31.75	3.80	2.40	1.330
4	25146	120.00	80.00	8.00	8.00	4.184

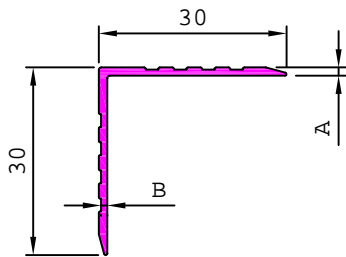
ANGLES



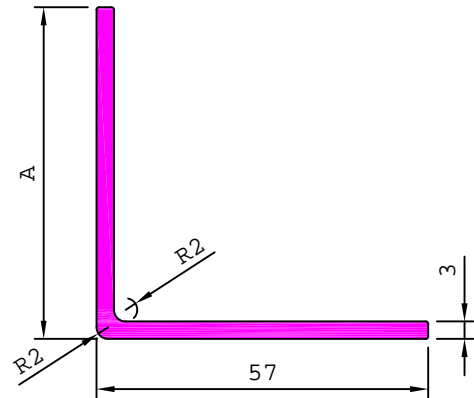
SL. No.	Section No.	A	Weight kg/m
1	17605	2.00	0.310
2	17606	2.25	0.348



SL. No.	Section No.	A	B	T	Weight kg/m
1	23419	19.50	39.50	1.20	0.173
2	22964	49.50	39.50	1.80	0.407
3	22975	59.50	49.50	1.20	0.328



SL. No.	Section No.	A	B	Weight kg/m
1	17541	1.70	1.20	0.231
2	17708	1.33	0.98	0.188

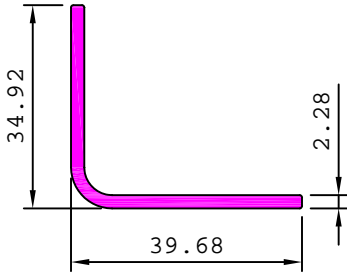


SL. No.	Section No.	A	Weight kg/m
1	S6111	57.00	0.899
2	S6112	34.00	0.712

ANGLES

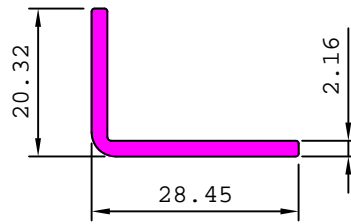
S4545

0.429 kg/m



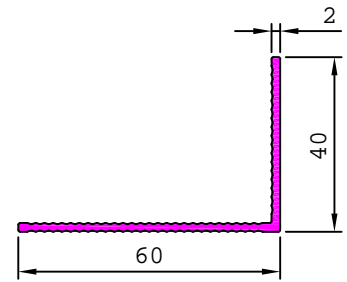
28877

0.265 kg/m



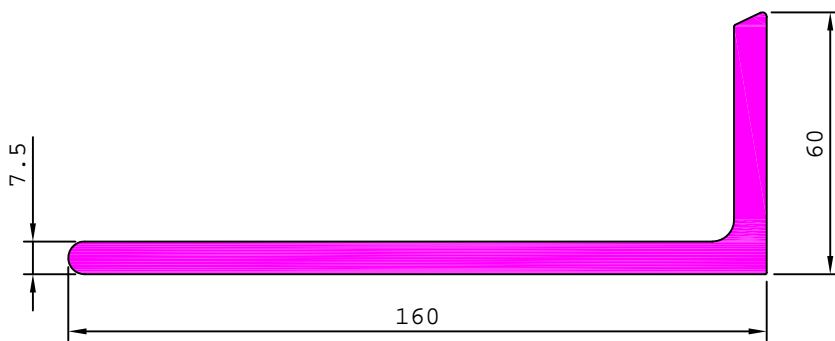
17695

0.481 kg/m



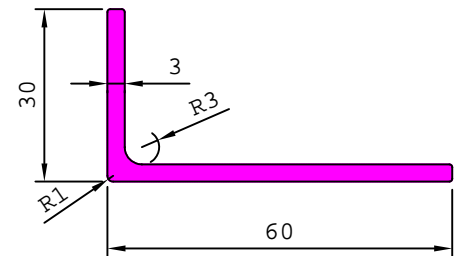
17655

4.275 kg/m



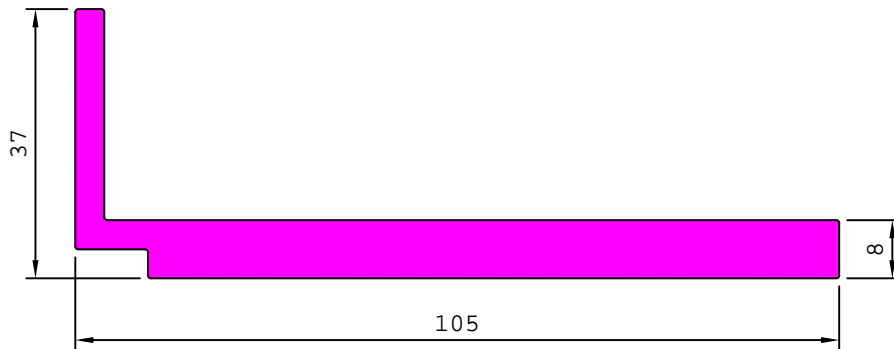
16958

0.709 kg/m



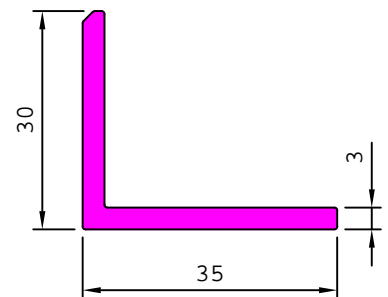
17743

2.473 kg/m



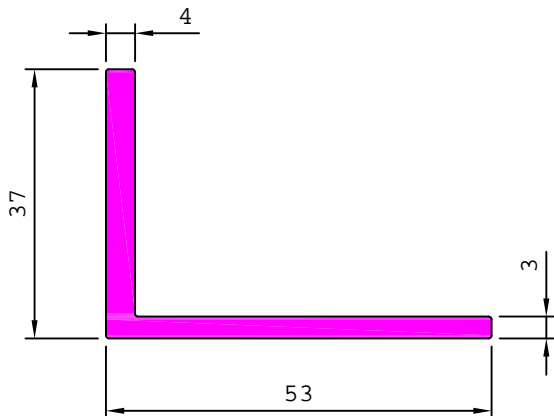
S5596

0.499 kg/m



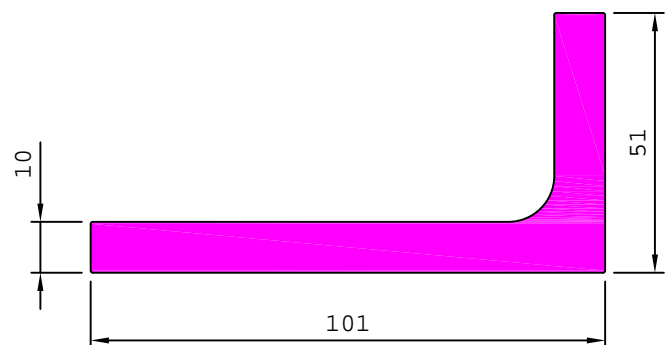
17744

0.796 kg/m



S5735

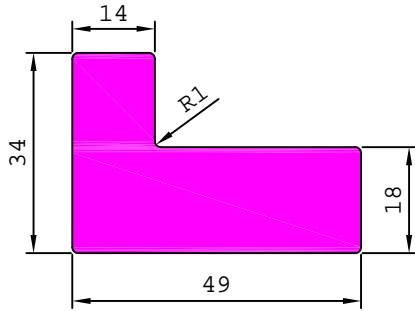
3.880 kg/m



ANGLES

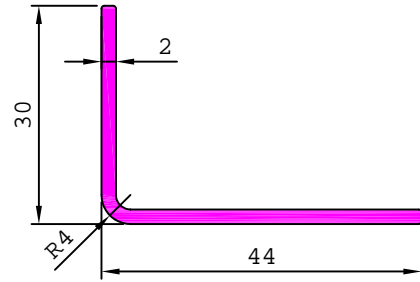
16770

2.984 kg/m



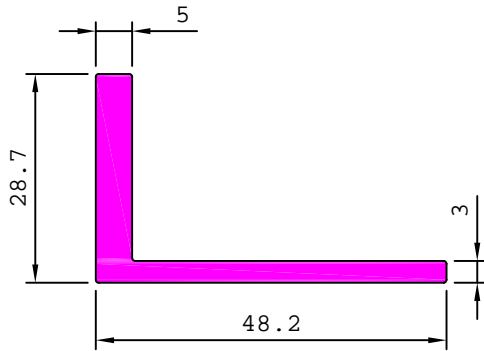
17732

0.381 kg/m



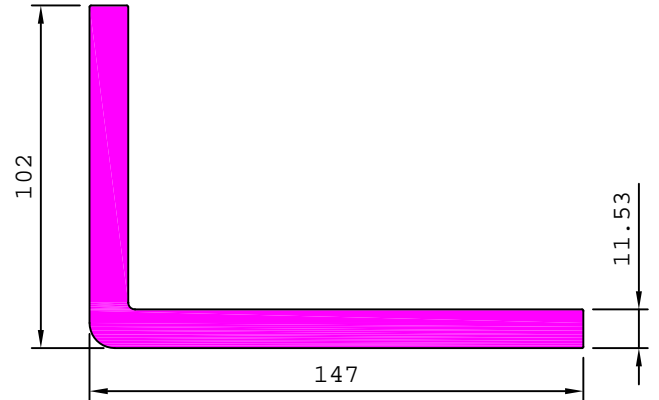
17759

0.737 kg/m



S6366

7.362 kg/m



S6367

5.369 kg/m

